

Scaled data based on original data using
LM-79-08 Approved Method: Electrical and Photometric Measurements of Solid-
State Lighting Products

Test Report Prepared for
Cooper Lighting Solutions
(formerly Eaton)

Brand: INVUE

Report Number: P401282

Luminaire Tested: **ENT-SA1C-730-U-T3**

Issue Date: 5/20/2020

Test Information

Test Method: LM-79-08
Report Number: P401282
TEST IS SCALED FROM IESNA LM-79-08 TEST DATA (G1-2004-754-13)
Test Lab: INNOVATION CENTER
Issue Date: 5/20/2020
Manufacturer: COOPER LIGHTING SOLUTIONS (FORMERLY EATON)
Product Line: INVUE
Catalog Number: ENT-SA1C-730-U-T3
Description: ENTRI LED LUMINAIRE
(1) 70 CRI, 3000K, 615mA LIGHTSQUARE WITH 16 LEDS AND TYPE III OPTICS
Light Source: -
Ballast/Driver: ELECTRONIC DRIVER

Summary

Lumens per Lamp: N/A
Luminaire Lumens: 4183 lumens
Efficiency: N/A
Efficacy: 125.6 lumens/watt
Luminous Opening: Rectangular (W 0.5' x L: 0.5' x H: 0')
IES Classification: Type III - Short - Semi-Cutoff
BUG Rating: B1 - U0 - G1

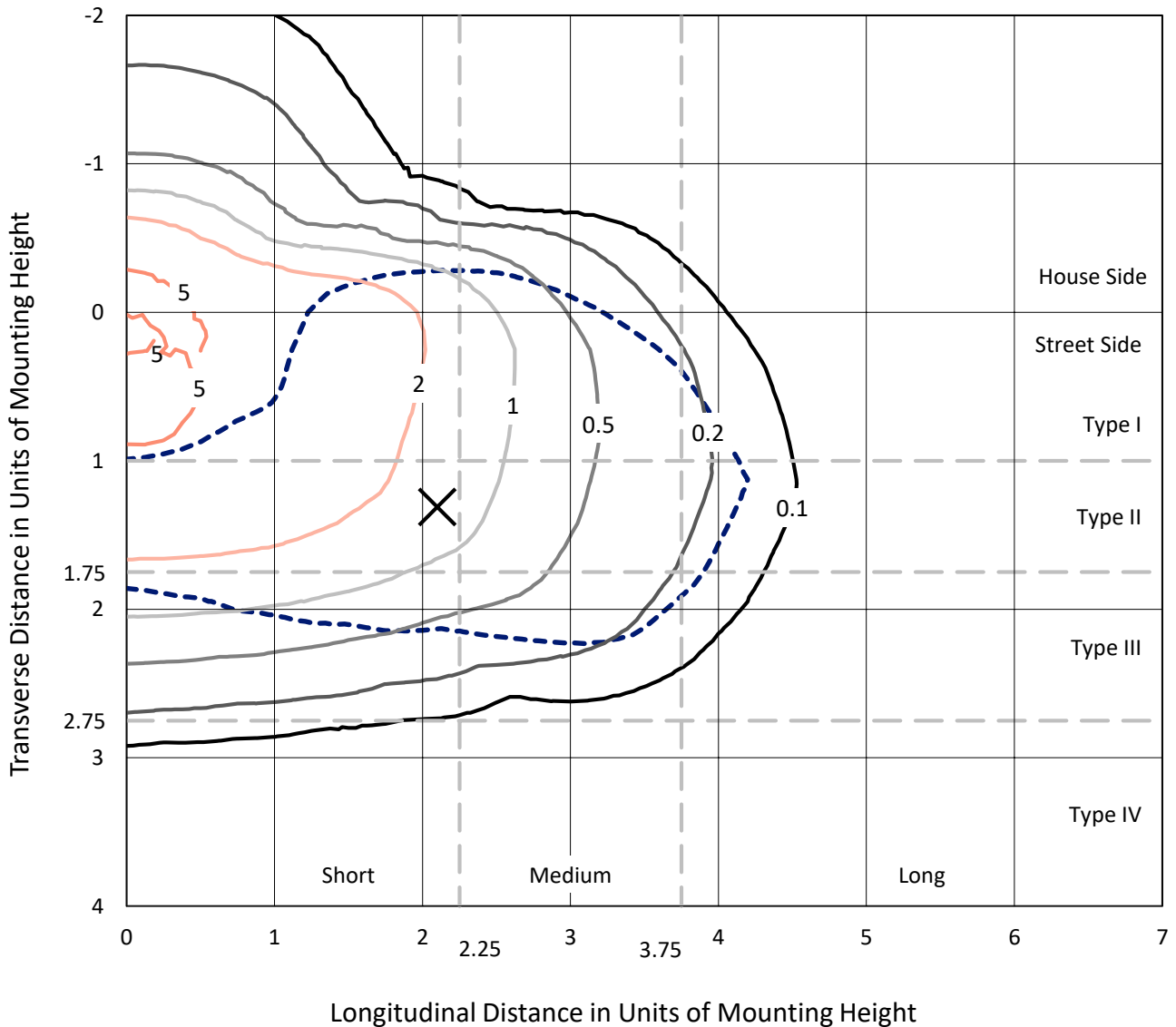
Input Watts (W): 33.3
Input Voltage (V): NR
Input Current (Ain): NR
Voltage Rise (V): NR
Power Factor: NR
Total Harmonic Distortion (THDi): NR
Frequency (hertz): 60
Stabilization Time: NR
Operation Time: NR
Ambient Temperature (°C): NR
Test Distance: 25 FT



REPORT NUMBER: P401282
 CATALOG NUMBER: ENT-SA1C-730-U-T3

Iso-Footcandle Lines of Horizontal Illumination

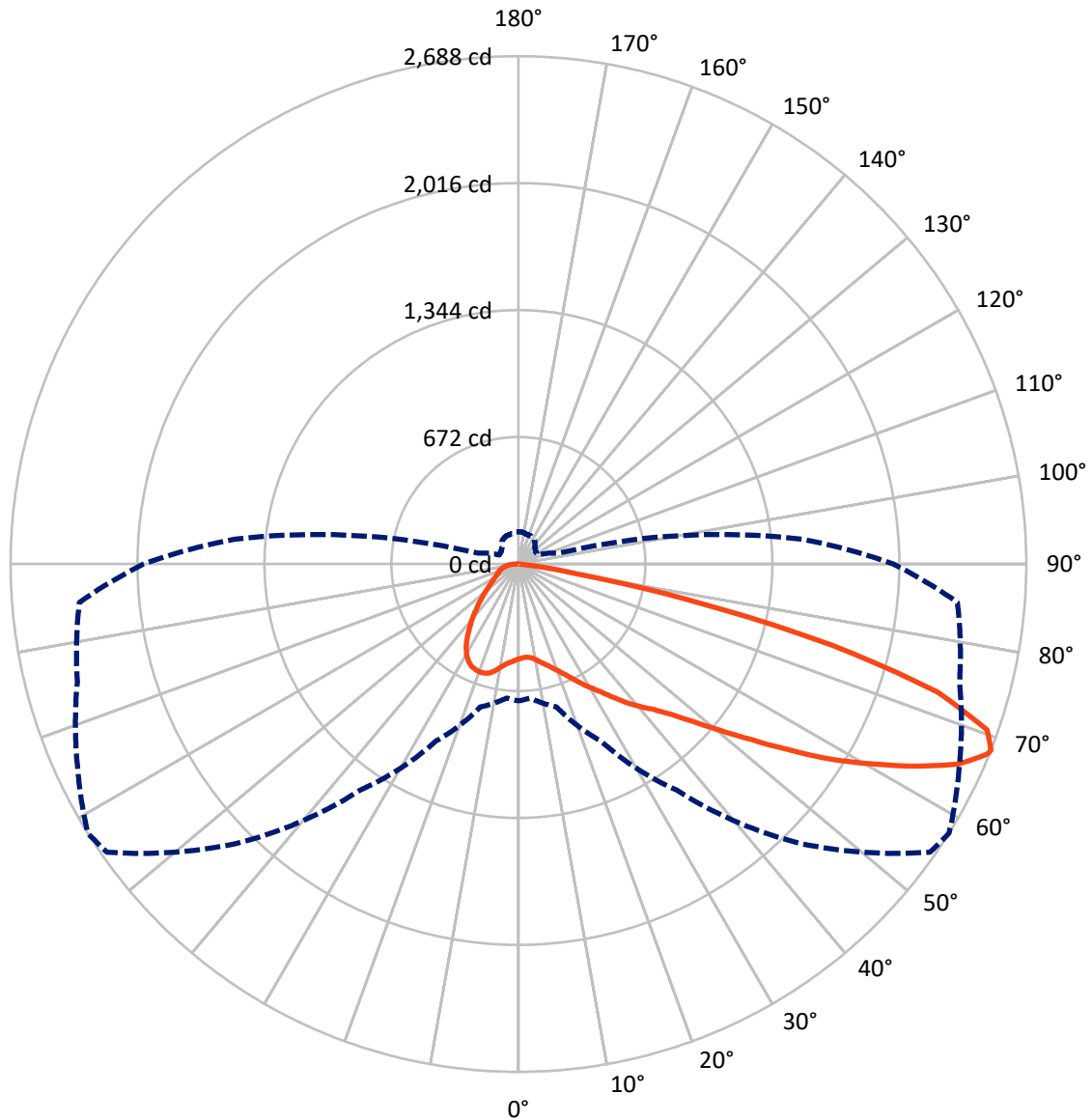
× Max cd
 - - - 1/2 Max cd



Based on 10 foot mounting height. Maximum calculated value = 5.6 fc
 Type III - Short - Semi-Cutoff

REPORT NUMBER: P401282
CATALOG NUMBER: ENT-SA1C-730-U-T3

Luminous Intensity Polar Plot



— Vertical Plane Through 58-Deg Lateral - - - Horizontal Cone Through 68-Deg Vertical

REPORT NUMBER: P401282

CATALOG NUMBER: ENT-SA1C-730-U-T3

FLUX DISTRIBUTION:

		Downward	Upward	Total
House Side	Lumens	979.4	0.0	979.4
	% Fixture	23.4	0.0	23.4
Street Side	Lumens	3203.6	0.0	3203.6
	% Fixture	76.6	0.0	76.6
Total	Lumens	4183.0	0.0	4183.0
	% Fixture	100.0	0.0	100.0

Coefficient of Utilization

ZONAL LUMENS:

Zone	Lumens	% Fixture
0°-10°	49.5	1.2
10°-20°	161.8	3.9
20°-30°	291.0	7.0
30°-40°	427.5	10.2
40°-50°	627.0	15.0
50°-60°	937.2	22.4
60°-70°	1095.9	26.2
70°-80°	540.3	12.9
80°-90°	52.7	1.3
90°-100°	0.0	0.0
100°-110°	0.0	0.0
110°-120°	0.0	0.0
120°-130°	0.0	0.0
130°-140°	0.0	0.0
140°-150°	0.0	0.0
150°-160°	0.0	0.0
160°-170°	0.0	0.0
170°-180°	0.0	0.0
0°-90°	4183.0	100.0
0°-180°	4183.0	100.0



REPORT NUMBER: P401282

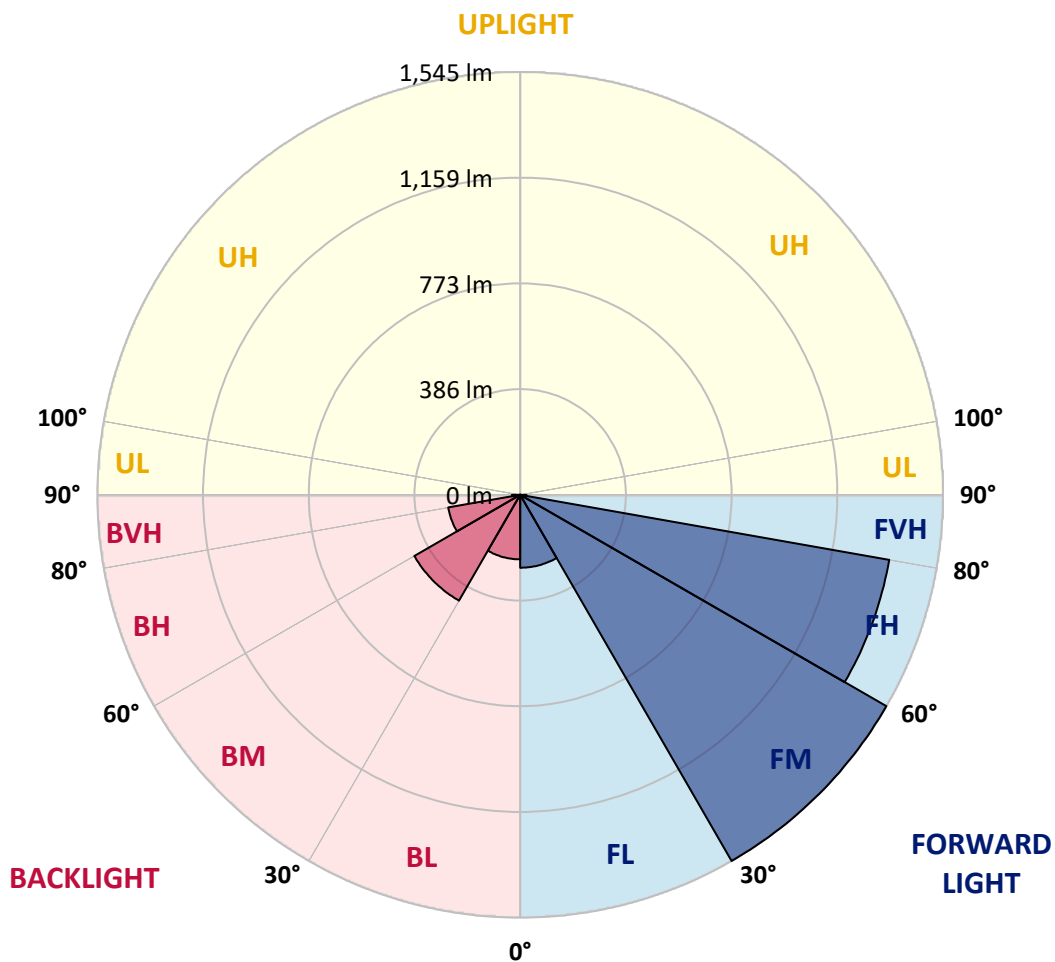
CATALOG NUMBER: ENT-SA1C-730-U-T3

LUMINAIRE CLASSIFICATION SYSTEM LUMEN TABLE AND BUG RATING:

Zone		Lumens	% Fixture	Zone Rating/Lumen Limit		
				B	U	G
FL	(0°-30°)	266.5	6.4			
FM	(30°-60°)	1545.0	36.9			
FH	(60°-80°)	1369.3	32.7			G1/1800
FVH	(80°-90°)	22.7	0.5			G1/100
BL	(0°-30°)	235.8	5.6	B1/500		
BM	(30°-60°)	446.7	10.7	B1/1000		
BH	(60°-80°)	266.9	6.4	B1/500		G1/500
BVH	(80°-90°)	30.0	0.7			G1/100
UL	(90°-100°)	0.0	0.0		U0/0	
UH	(100°-180°)	0.0	0.0		U0/0	

BUG Rating: B1-U0-G1

Type III Short





REPORT NUMBER: P401282

CATALOG NUMBER: ENT-SA1C-730-U-T3

CANDELA DISTRIBUTION (FULL):

	0°	5°	15°	25°	35°	45°	55°	58°	65°	75°	85°
0°	502.3	502.3	502.3	502.3	502.3	502.3	502.3	502.3	502.3	502.3	502.3
2.5°	490.1	490.1	491.8	492.4	493.6	494.7	495.9	496.5	498.2	500.6	501.7
5°	486.0	486.6	487.7	488.3	490.1	492.4	494.1	495.3	498.2	502.9	505.8
7.5°	495.3	497.1	497.6	498.2	498.8	500.6	500.6	501.2	504.1	508.7	512.8
10°	510.5	511.7	513.4	515.2	516.9	518.1	514.6	515.2	516.3	521.0	526.9
12.5°	529.8	529.8	530.4	532.7	534.4	538.0	534.4	534.4	534.4	538.5	545.5
15°	551.4	550.2	550.2	552.6	553.1	555.5	553.7	553.7	556.1	560.1	567.2
17.5°	575.9	577.7	575.9	574.7	573.0	574.2	575.3	576.5	581.2	587.6	591.7
20°	611.5	614.5	613.3	608.6	601.0	597.5	601.6	604.0	613.3	620.9	621.5
22.5°	668.2	666.5	664.7	656.5	641.3	632.0	632.6	636.1	650.7	662.4	656.5
25°	720.8	722.5	722.5	710.8	691.0	671.7	673.5	675.2	689.8	700.3	684.6
27.5°	784.4	783.3	782.7	766.9	743.0	724.3	714.3	719.0	729.5	733.6	703.3
30°	850.4	855.1	850.4	828.2	805.5	781.5	761.7	760.5	765.7	765.2	725.4
32.5°	929.9	925.8	924.0	898.3	869.7	838.2	813.1	809.0	806.1	802.0	751.7
35°	991.2	996.5	996.5	974.3	940.4	909.4	870.3	866.8	859.8	846.4	786.2
37.5°	1063.6	1062.5	1066.6	1040.9	1007.0	977.2	941.0	931.0	915.3	895.4	827.1
40°	1134.3	1137.2	1146.6	1115.6	1084.7	1061.3	1009.9	991.8	967.8	949.7	886.7
42.5°	1230.7	1234.8	1238.3	1212.6	1175.8	1154.8	1075.3	1052.5	1039.1	1035.6	965.5
45°	1347.5	1354.5	1357.4	1334.1	1313.0	1262.8	1157.7	1136.6	1122.0	1137.2	1073.0
47.5°	1459.7	1456.1	1469.6	1469.0	1471.3	1411.2	1276.2	1244.7	1230.7	1269.2	1196.2
50°	1522.7	1528.0	1557.2	1587.0	1628.5	1585.2	1413.5	1382.0	1365.6	1413.5	1341.1
52.5°	1555.4	1562.5	1601.6	1685.1	1773.3	1752.9	1578.8	1543.8	1529.7	1576.5	1496.5
55°	1558.4	1562.5	1615.0	1744.7	1883.7	1890.1	1767.5	1734.2	1714.9	1745.3	1665.8
57.5°	1509.9	1497.6	1588.2	1753.5	1954.4	2033.2	1974.8	1950.9	1896.6	1929.3	1876.1
60°	1423.4	1435.7	1524.5	1717.2	1984.2	2144.8	2182.8	2146.5	2083.5	2096.9	2102.7
62.5°	1292.6	1308.4	1400.7	1633.1	1960.2	2239.4	2374.9	2356.8	2272.1	2265.1	2275.6
65°	1106.3	1096.9	1199.7	1449.1	1846.9	2271.0	2563.6	2556.0	2455.0	2372.6	2376.7
67.5°	797.9	789.1	861.0	1118.5	1540.3	2153.6	2664.1	2681.0	2565.3	2419.9	2356.8
68°	724.3	712.0	783.9	1033.8	1461.4	2085.8	2658.8	2688.0	2573.5	2417.0	2332.3
70°	417.0	397.2	466.7	674.6	1075.9	1755.8	2551.3	2631.9	2554.2	2360.3	2171.7
72.5°	130.8	130.8	180.5	272.8	528.0	1110.9	2182.8	2320.0	2336.4	2145.4	1804.9
75°	81.8	81.8	94.0	129.1	210.3	471.4	1505.8	1714.9	1856.3	1806.0	1316.0
77.5°	55.5	54.3	62.5	80.0	117.4	151.3	755.8	928.7	1135.5	1233.0	769.8
80°	30.4	31.0	38.6	47.9	66.6	70.1	222.0	313.7	500.0	585.8	292.0
82.5°	17.5	16.9	18.7	21.0	29.2	30.4	63.7	78.3	130.8	121.5	78.3
85°	0.0	0.6	0.6	0.6	1.2	2.9	8.2	12.3	19.9	27.5	19.3
87.5°	0.0	0.0	0.0	0.0	0.6	0.6	1.2	1.2	1.2	1.2	1.8
90°	0.0	0.0	0.0	0.0	0.0	0.0	0.0	0.0	0.0	0.0	0.0



REPORT NUMBER: P401282

CATALOG NUMBER: ENT-SA1C-730-U-T3

CANDELA DISTRIBUTION (continued):

	90°	95°	105°	115°	125°	135°	145°	155°	165°	175°	180°
0°	502.3	502.3	502.3	502.3	502.3	502.3	502.3	502.3	502.3	502.3	502.3
2.5°	502.9	504.7	507.6	509.9	511.1	509.9	514.0	513.4	514.6	514.6	515.8
5°	508.2	510.5	515.8	518.7	521.6	522.8	527.4	528.6	530.9	532.1	531.5
7.5°	515.8	518.7	525.1	530.4	534.4	537.4	545.0	548.5	552.0	553.1	554.3
10°	529.8	533.9	540.9	547.3	553.1	557.2	563.7	568.3	571.8	573.0	574.2
12.5°	548.5	553.1	561.9	570.7	577.1	579.4	578.8	577.7	577.7	577.1	577.7
15°	570.1	574.7	585.8	594.0	594.6	587.0	576.5	571.2	570.1	570.1	570.7
17.5°	595.2	601.0	608.0	612.7	601.6	582.9	570.7	565.4	564.2	563.7	562.5
20°	623.8	627.3	629.7	623.8	599.3	577.7	563.7	556.1	550.2	549.6	547.3
22.5°	654.2	653.0	650.1	629.1	592.9	565.4	546.1	532.1	524.5	523.9	521.6
25°	676.4	671.7	662.9	630.2	581.2	545.5	518.1	495.9	486.0	481.3	482.5
27.5°	691.0	681.1	665.9	624.4	560.7	515.2	476.6	447.4	432.8	430.5	432.2
30°	708.5	692.7	668.2	609.8	531.5	472.5	422.3	393.1	384.9	380.8	382.0
32.5°	729.5	709.1	675.8	587.6	494.7	422.9	368.6	348.1	338.8	331.2	333.5
35°	757.0	731.3	688.1	556.1	448.0	370.3	330.0	311.3	294.4	286.2	286.8
37.5°	789.1	759.9	698.6	519.3	397.2	330.6	296.7	274.5	253.5	237.7	234.8
40°	840.5	816.6	707.3	478.4	348.7	297.9	264.0	238.9	219.0	203.3	201.5
42.5°	926.4	884.9	707.9	429.3	307.2	269.9	237.1	209.7	187.5	174.1	173.5
45°	1027.4	963.2	695.7	376.7	271.0	241.8	213.2	182.2	169.4	160.6	159.5
47.5°	1147.2	1053.1	668.8	327.7	240.1	214.4	188.7	170.0	160.6	154.2	154.2
50°	1283.8	1158.8	641.9	285.6	210.3	192.2	174.6	164.7	157.7	151.9	151.3
52.5°	1438.0	1283.8	633.2	243.0	185.7	171.7	170.0	160.6	154.8	150.7	149.5
55°	1622.0	1424.0	641.3	209.7	166.5	163.5	167.1	159.5	155.4	148.9	147.2
57.5°	1834.6	1560.7	632.6	181.7	153.0	156.0	163.5	159.5	156.0	147.8	145.4
60°	2035.0	1682.8	573.0	158.3	140.2	146.6	158.9	154.2	148.9	147.2	146.0
62.5°	2142.5	1722.5	456.8	140.2	130.3	137.3	151.3	145.4	141.9	146.0	146.6
65°	2143.6	1677.5	335.9	126.7	122.1	129.1	143.7	141.9	144.3	153.6	155.4
67.5°	2024.5	1540.8	237.1	114.5	113.9	122.7	147.2	158.9	160.6	170.0	170.0
68°	1983.6	1507.0	220.2	112.7	112.1	122.7	150.1	161.8	163.0	171.7	171.1
70°	1759.3	1273.9	159.5	105.7	109.2	131.4	165.9	170.0	163.0	172.9	172.3
72.5°	1375.0	942.1	119.2	98.1	104.0	129.7	167.1	163.0	152.4	154.8	151.9
75°	929.3	600.4	98.1	90.0	92.3	109.8	151.9	153.6	141.4	139.0	135.5
77.5°	486.6	281.5	79.4	80.0	82.4	95.2	135.5	139.6	128.5	121.5	120.3
80°	179.3	111.6	64.8	70.7	71.8	83.5	116.2	122.7	112.1	106.9	105.7
82.5°	65.4	55.5	53.7	61.9	60.7	71.3	101.6	106.3	95.2	90.0	87.0
85°	18.1	20.4	33.9	48.5	47.3	55.5	81.8	85.9	76.5	63.1	61.3
87.5°	1.2	4.1	13.4	28.6	29.8	34.5	59.0	64.8	56.7	46.7	46.1
90°	0.0	0.0	0.0	0.0	0.0	0.0	0.0	0.0	0.0	0.0	0.0

(END OF REPORT)